



## RESULTS SOLO FINAL - AGE GROUP 13-15



Referee: Olga Brusnikina  
 Assistant referee: Anastasiya PETRENKO  
 Evaluator: Ivona Kralikova / Annick Delaporte

Rk	NOC	Name	Figure routine	Free routine	Total	Pen (incl)	Points Behind
1	RUSSIA	ROZHKOVA Elizaveta	80.2781	85.6000	165.8781		
2	FRANCE	ALAVEZ Laelys	80.3138	80.0000	160.3138		5.5643
3	ITALY	NEGRONI Alessia	76.5281	82.6667	159.1948		6.6833
4	BELARUS	DABRAVOLSKAYA Anastasiya	77.0893	79.6000	156.6893		9.1888
5	SPAIN	GOMEZ ALVAREZ Chiara Lee	73.2117	80.7333	153.9450		11.9331
6	GEORGIA	ALAVIDZE Maria	73.6939	76.4000	150.0939		15.7842
7	SWITZERLAND	CUENI Anna	71.8980	74.9667	146.8647		19.0134
8	ISRAEL	KUNIN Catherine	69.6531	76.2667	145.9198		19.9583
9	NETHERLANDS	SCHALLENBERG Mare	73.8954	71.8333	145.7287		20.1494
10	SLOVAKIA	KRAJCOVICOVA Lea Anna	72.6888	71.7333	144.4221		21.4560
11	TURKEY	ÜNGÖR Ece	71.1658	69.8667	141.0325		24.8456
12	HUNGARY	SZALKAY Zsófia	69.5918	68.1333	137.7251		28.1530
13	CROATIA	OREHOVEC Klara	67.1990	67.8333	135.0323		30.8458
14	MALTA	MONTFORT Zea	66.4209	67.9000	134.3209		31.5572

ROPEAN YOUTH CHAMPIONSHIPS & MEDITERRANEAN ARTISTIC SWIMMING

ARTISTIC SWIMMING

RIJEKA - CROATIA / 2021 Sep 9-12



RESULTS DUET Final - AGE GROUP 13-15



Referee: Olga Brusnikina  
 Assistant referee: Anastasiya PETRENKO  
 Evaluator: Ivona Kralikova / Annick Delaporte

Rank	NOC	Name	Figure routine	Free routine	Total	Pen (incl)	Points Behind
1	RUSSIA	KISELEVA Elizaveta KUZNETSOVA Aleksandra	82.6964 83.3087	86.4333	169.4359		
2	SPAIN	CALLE GARCIA Rocío FONT CODINA Marta	75.7423 75.1122	82.2333	157.6606		11.7753
3	ITALY	CUCCO Caterina POLLINI Lara	77.2245 78.4974	79.6667	157.5277		11.9082
4	FRANCE	ALAVEZ Laelys TAPIE Prune	80.3138 75.1633	79.2000	156.9386		12.4973
5	BELARUS	DABRAVOLSKAYA Anastasiya VASHKEVICH Monika	77.0893 69.6327	77.2000	150.5610		18.8749
6	NETHERLANDS	SCHALLENBERG Mare UMMELS Chantal	73.8954 74.5357	73.4000	147.6156		21.8203
7	ISRAEL	KUNIN Catherine RUBICHEK Neta	69.6531 66.5918	77.0000	145.1225		24.3134
8	GEORGIA	ALAVIDZE Maria GVASALIA Ana	73.6939 69.6046	72.2333	143.8826		25.5533
9	SWITZERLAND	CHENAUX Malya CUENI Anna	63.1250 71.8980	74.5000	142.0115		27.4244
10	SLOVAKIA	DIKY Nicol KRAJCOVICOVA Lea Anna	71.6173 72.6888	69.2667	141.4198		28.0161
11	GREAT BRITAIN	BLINKHORN Florence HALASI Lily	66.7602 67.3469	72.6333	139.6869		29.7490
12	TURKEY	CENKCI Loya ÜNGÖR Ece	66.8138 71.1658	69.1667	138.1565		31.2794
13	CROATIA	BAKOVIC Katarina OREHOVEC Klara	66.2398 67.1990	68.5000	135.2194		34.2165
14	MALTA	RUGGIER Emily TOMIC FELICE Nicole	66.1862 64.3673	64.4000	129.6768		39.7591

11.09.21  
11:30  
Page 1/1

# 1st EUROPEAN YOUTH CHAMPIONSHIPS & MEDITERRANEAN ARTISTIC SWIMMING CUP

ARTISTIC SWIMMING

RIJEKA - CROATIA / 2021 Sep 9-12



## RESULTS TEAM Final - AGE GROUP 13-15




Referee:	Olga Brusnikina
Assistant referee:	Anastasiya PETRENKO
Evaluator:	Ivona Kralikova / Annick Delaporte


Execution / Synchro			Artistic Impression		Difficulty		
Judge 1	- AUBANELL ESPINASA Marina		Judge 1	- NAVASELSKAYA Daria	Judge 1	- DIMITROVA Yana	
Judge 2	- GRICAR Iva		Judge 2	- CIBULKA Ondrej	Judge 2	- ZAKOVA Zuzana	
Judge 3	- VIZI Judit		Judge 3	- ANTONAROLI Simonetta	Judge 3	- OZUEKREN KASAPOGLU Be	
Judge 4	- MARCHON Nadia		Judge 4	- POCHET Isabelle	Judge 4	- ZWAAN Shirley	
Judge 5	- SRIEE HEILAND Anniken		Judge 5	- GAMZARDIA Nino	Judge 5	- BELOVA Natalla	
Rank	NOC	Name	Figure routine	Free routine	Total	Pen (incl)	Points Behind
1	RUSSIA	KISELEVA Elizaveta	82.6964	86.0333	166.4571		
		KUZNETSOVA Aleksandra	83.3087				
		ANDRIANOVA Anna	82.9286				
		NADEDOVA Alena	82.6633				
		ROZHKOVA Elizaveta	80.2781				
		RUMIANTSEVA Alina	80.7041				
		RYZHOVA Elizaveta	79.9898				
		SIMONOVA Evelina	70.8214				
		(Reserve: PROKOFYEVA Maria) (Reserve: BEZLATNAYA Elizaveta)					
2	SPAIN	CALLE GARCIA Rocio	75.7423	82.0000	157.7290		8.7281
		FERRE GASET Meritxell	76.3214				
		FONT CODINA Marta	75.1122				
		BAKER Natalie	75.2526				
		BAUZA SALAS Maria Del Mar	73.7679				
		GOMEZ ALVAREZ Chiara Lee	73.2117				
		LAZARO CABALEIRO Aurora	76.7832				
		LLUIS VALETTE Lilou	79.6403				
		(Reserve: AMENGUAL SERRA Natali) (Reserve: SALAVERRIA BENITO Ane)					
		3	ITALY				
POLLINI Lara	78.4974						
BISI Valentina	76.9490						
CARERA Federica	75.1684						
GITTO Greta	73.1403						
MARCHETTI Ginevra	75.2219						
RIZEA Sarah Maria	74.5332						
VERNICE Flaminia	72.9923						
(Reserve: CUCCO Caterina) (Reserve: BERTINI Gilda)							

12.09.21  
11.12.21  
*[Handwritten signature]*

4	FRANCE	ALAVEZ Laelys	80.3138	78.1333	152.9605	13.4966
		ROBACHE Louise-Lou	74.8750			
		TAPIE Prune	75.1633			
		CLAIR Jeanne	73.5816			
		GUILLOT Héloïse	73.7041			
		LAFONTAN Eva	76.0153			
		THENIE Jeanne	71.5434			
		VENTURI Manon	73.4209			
		(Reserve: BALLE Maysoun)				
		(Reserve: CHAFES Lila)				
5	BELARUS	DABRAVOLSKAYA Anastasiya	77.0893	77.4667	149.6529	16.8042
		MIRONCHYK Aliaksandra	72.9005			
		VASHKEVICH Monika	69.6327			
		AURAMIONAK Varvara	67.6888			
		BERNAT Anastasiya	77.7015			
		HALAUKOVA Anastasiya	71.0434			
		YATSENKA Hanna	72.0383			
		YEFIMOVICH Katsiaryna	69.3954			
		(Reserve: ANDREYENKA Alina)				
		(Avg.:00,072)				
6	SWITZERLAND	CHENAUX Malya	63.1250	76.3000	144.7072	21.7499
		CUENI Anna	71.8980			
		CHULUUNBAATAR Maral	67.6607			
		DAZZI Nastya	70.2755			
		HALBEISEN Melody	70.4031			
		MICHEL Aimée	70.3214			
		MOVTCHAN Christina	64.5153			
		SCHENK Lilou	69.0587			
		(Reserve: AESCHBACHER Anna Soph)				
		(Reserve: HOENER Zara Ixchel)				
7	SLOVAKIA	DIKY Nicol	71.6173	71.7667	140.1417	26.3154
		KRAJCOVICOVA Lea Anna	72.6888			
		STRAPEKOVA Zofia	72.4745			
		ASVANYIOVA Veronika	65.0612			
		BERNATHOVA Michaela	65.8903			
		LUKACOVA Nina	65.7143			
		WATERLOOS Laura	64.8699			
		ZEMANOVA Lisa	68.6837			
		(Reserve: MARKUSOVA Hana)				
		(Reserve: PALENCAROVA Paulina)				
8	TURKEY	CENKCI Loya	66.8138	66.4000	134.2836	32.1735
		KANBEROGLU Duru	65.2628			
		ÜNGÖR Ece	71.1658			
		ARALP Derin	69.5969			
		SALEPCIOGLU Ayda	65.2423			
		TELCI Selin	66.7092			
		YILDIZ Bade	66.5204			
		YIRMIBES Esmenur	71.7577			
		(Reserve: ÇANKAYA Elifsu)				
		(Reserve: DEMIRKAYA Rüya)				

12.09.21  
11.12  


9	HUNGARY	CSARNAI Mirtill	65.4668	68.4333	134.2311	32.2260	
		SZALKAY Zsófia	69.5918				
		BARBÓCZ Blanka	68.7755				
		FEHÉR Gréta	64.1582				
		GUBALA Lili	63.7296				
		HATALA Tekla	63.7015				
		KISTELEKI Borbála	65.3342				
		SCHMIDT Florella	65.6250				
		(Reserve: GAZSÓ Anna) (Reserve: SZONDI Léna)					
10	CZECH REPUBLIC	JANDOVÁ Matylida	64.3036	67.4333	130.0181	2.0	36.4390
		SMETANOVÁ Tereza	66.7066				
		EHRENBERGEROVÁ Nella	61.2168				
		JAROCHOVÁ Agáta	57.4694				
		JURKOVÁ Malvína	64.1709				
		KOCH Anna Marie	66.5536				
		SAUEROVÁ Eliška	63.8724				
		TERENTJEVOVÁ Ivana	56.3852				
		(Reserve: HANUŠOVÁ Amélie)					

12.09.21  
11:12  


# 1st EUROPEAN YOUTH CHAMPIONSHIPS & MEDITERRANEAN ARTISTIC SWIMMING CUP

ARTISTIC SWIMMING

RIJEKA - CROATIA / 2021 Sep 9-12



## RESULTS FREE COMBINATION Final - AGE GROUP 13-15



Referee: Olga Brusnikina  
 Assistant referee: Anastasiya Petrenko  
 Evaluator: Ivona Kralikova / Annick Delaporte

Execution / Synchro	Artistic Impression	Difficulty
Judge 1: NAVASELSKAYA Daria	Judge 1: NULER Julia	Judge 1: SILETIC Tihana
Judge 2: DE LIDO Eliana	Judge 2: AUBANELL ESPINASA Marina	Judge 2: ZWAAN Shirley
Judge 3: SRIEE HEILAND Anniken	Judge 3: BELOVA Natalia	Judge 3: MARCHON Nadia
Judge 4: VIZI Judit	Judge 4: MOO Erica	Judge 4: ZAKOVA Zuzana
Judge 5: OZUEKREN KASAPOGLU Begum	Judge 5: POCHET Isabelle	Judge 5: DIMITROVA Yana


Rank	NOC	Name		Judges					Calculation			
				1	2	3	4	5	Score	Free Total	Pen (incl)	Points Behind
1	RUSSIA	KISELEVA Elizaveta	EX	8.6	8.8	8.7	8.8	8.6	26.1000	87.6333		
		KUZNETSOVA Aleksandra	IA	8.9	8.7	8.8	8.9	8.8	35.3333			
		ANDRIANOVA Anna	DF	8.8	8.7	8.7	8.7	8.8	26.2000			
		BEZLATNAYA Elizaveta										
		KONDRASHEVA Iuliia										
		MATVEEVA Anastasiia										
		NADEDOVA Alena										
		RUMIANTSEVA Alina										
		RYZHOVA Elizaveta										
SIMONOVA Evelina												
2	SPAIN	CALLE GARCIA Rocio	EX	8.3	8.2	7.9	8.3	8.4	24.8000	82.8333		4.8000
		FERRE GASET Meritxell	IA	8.7	8.3	8.3	8.1	8.4	33.3333			
		FONT CODINA Marta	DF	8.4	8.2	8.2	8.2	8.3	24.7000			
		AMENGUAL SERRA Natalia										
		CONESA PRIETO Ariadna										
		GOMEZ ALVAREZ Chiara Lee										
		LAZARO CABALEIRO Aurora										
		LLUIS VALETTE Lilou										
		SALAVERRIA BENITO Ane										
SARMIENTO FIGUEREDO Marina												
3	ITALY	PERI Vittoria	EX	8.1	8.3	7.8	8.1	8.2	24.4000	80.0333	1.0	7.6000
		POLLINI Lara	IA	8.3	8.2	7.9	8.3	8.2	32.9333			
		GAMBERINI Viola	DF	8.0	8.1	7.9	7.8	7.8	23.7000			
		BERTINI Gilda										
		BISI Valentina										
		CARERA Federica										
		GITTO Greta										
		MARCHETTI Ginevra										
		RIZEA Sarah Maria										
VERNICE Flaminia												

9.09.21  
20:00  
*[Signature]*

Rank	NOC	Name	Judges					Calculation				
			1	2	3	4	5	Score	Free Total	Pen (incl)	Points Behind	
4	ISRAEL	KUNIN Catherine	EX	7.5	7.7	7.7	8.0	7.8	23.2000	76.9000		10.7333
		RUBICHEK Neta	IA	7.7	7.5	7.7	8.2	7.7	30.8000			
		DIACHENKO Mariia	DF	7.8	7.4	7.5	7.9	7.6	22.9000			
		FRANKEL Neta Elie										
		KLEINMANN Roni Hanna										
		MAZOR Aya										
		MIZRACHI Noa										
		SAR SHALOM NECHMAD Shaya										
5	BELARUS	DABRAVOLSKAYA Anastasiya	EX	7.7	7.8	7.6	7.9	7.6	23.1000	75.6333	1.0	12.0000
		MIRONCHYK Aliaksandra	IA	7.6	7.6	7.6	7.7	7.9	30.5333			
		VASHKEVICH Monika	DF	7.6	7.1	7.7	8.0	7.7	23.0000			
		ANDREYENKA Alina										
		BERNAT Anastasiya										
		HALAUKOVA Anastasiya										
		YATSENKA Hanna										
		YEFIMOVICH Katsiaryna										
6	SWITZERLAND	CHENAUX Malya	EX	7.4	7.2	7.1	7.6	7.3	21.9000	74.3333		13.3000
		CUENI Anna	IA	7.3	7.4	7.6	7.8	7.6	30.1333			
		AESCHBACHER Anna Sophia	DF	7.5	7.2	7.4	7.5	7.4	22.3000			
		CHULUUNBAATAR Maral										
		DAZZI Nastya										
		HALBEISEN Melody										
		HONER Zara Ixchel										
		MOVTCHAN Christina										
7	HUNGARY	CSARNAI Mirtill	EX	7.2	7.0	7.2	7.3	6.9	21.4000	70.3667		17.2666
		SZALKAY Zsófia	IA	7.2	6.8	6.6	7.3	7.2	28.2667			
		BARBÓCZ Blanka	DF	7.0	6.8	6.9	6.7	7.2	20.7000			
		GAZSÓ Anna										
		GUBALA Lili										
		HATALA Tekla										
		KISTELEKI Borbála										
		SCHMIDT Fiorella										
8	SLOVAKIA	DIKY Nicol	EX	7.1	6.8	7.0	7.1	7.0	21.1000	69.7667		17.8666
		KRAJCOVICOVA Lea Anna	IA	7.1	6.6	6.8	7.0	7.1	27.8667			
		STRAPEKOVA Zofia	DF	7.2	6.7	6.7	7.3	6.9	20.8000			
		ASVANYIOVA Veronika										
		BERNATHOVA Michaela										
		LUKACOVA Nina										
		MARKUSOVA Hana										
		PALENCAROVA Paulina										
WATERLOOS Laura												
ZEMANOVA Lisa												

9.09.21  
20:00  
by

Rank	NOC	Name	Judges					Calculation				
			1	2	3	4	5	Score	Free Total	Pen (incl)	Points Behind	
9	CROATIA	BAKOVIC Katarina	EX	6.8	6.9	6.8	6.9	7.2	20.6000	67.2333	1.0	20.4000
		JELIC Korina	IA	6.7	6.7	6.8	6.5	7.2	26.9333			
		OREHOVEC Klara	DF	6.8	6.9	6.8	7.0	7.0	20.7000			
		MARETIC Korina										
		PIRI Mia										
		RONCEVIC Katja										
		SEGARIC Mia										
		SORIC Leona										
		STANKOVIC Dora										
		SUDAR Tara										
10	TURKEY	KANBEROGLU Duru	EX	6.7	6.7	6.4	6.7	7.0	20.1000	66.9667		20.6666
		ARALP Derin	IA	6.9	6.9	6.7	6.6	6.7	27.0667			
		ÇANKAYA Elifsu	DF	6.5	7.0	6.6	6.5	6.7	19.8000			
		DEMIRKAYA Rüya										
		KOSOVA Aknur										
		RODOPLU Derin										
		SALEPCIOGLU Ayda										
		TELCI Selin										
		YILDIZ Bade										
		YIRMIBES Esmanur										
11	AUSTRIA	KEMINGER Enya	EX	6.5	6.4	6.3	6.8	6.2	19.2000	61.3667	2.0	26.2666
		MAHMUDOVA Farangiz	IA	6.4	6.3	6.4	6.2	6.6	25.4667			
		PLAIMER Lilly	DF	6.0	6.0	6.5	6.2	6.5	18.7000			
		PLOTT Anna										
		REITER Linda										
		SCHIEMER Christina										
		SCHIMA Anna										
		SCHRÖTTER Alexandra										
		SCHWANTNER Lina										
		BUCHBERGER Linett										

09.09.21  
20:00  




# 1st EUROPEAN YOUTH CHAMPIONSHIPS & MEDITERRANEAN ARTISTIC SWIMMING CUP

ARTISTIC SWIMMING

RIJEKA - CROATIA / 2021 Sep 9-12



1st European Youth Artistic Swimming Championships & Mediterranean Artistic Swimming Cup

## RESULTS HIGHLIGHT Final - AGE GROUP 13-15

Referee: Olga Brusnikina  
 Assistant referee: Anastasiya PETRENKO  
 Evaluator: Ivona Kralikova / Annick Delaporte



Execution / Synchro	Artistic Impression	Difficulty
Judge 1: DIMITROVA Yana	Judge 1: SILETIC Tihana	Judge 1: NAVASELSKAYA Daria
Judge 2: CIBULKA Ondrej	Judge 2: AUBANELL ESPINASA Marina	Judge 2: POCHET Isabelle
Judge 3: VALVERDE DE LA CALLE Melania	Judge 3: OZUEKREN KASAPOGLU Begum	Judge 3: GAMZARDIA Nino
Judge 4: ZWAAN Shirley	Judge 4: DE LIDO Ellana	Judge 4: BELOUSOVA Irina
Judge 5: ZAKOVA Zuzana	Judge 5: BELOVA Natalia	Judge 5: VIZI Judit

Rank	NOC	Name	Judges					Calculation				
			1	2	3	4	5	Score	Free Total	Pen (incl)	Points Behind	
1	ITALY	PERI Vittoria	EX	8.3	8.0	8.0	8.0	7.8	24.0000	80.2000		
		POLLINI Lara	IA	7.8	8.0	7.9	8.2	8.1	32.0000			
		GAMBERINI Viola	DF	8.3	8.0	8.1	7.8	8.1	24.2000			
		BERTINI Gilda										
		BISI Valentina										
		GITTO Greta										
		MARCHETTI Ginevra										
		RIZEA Sarah Maria										
		VERNICE Flaminia										
		NEGRONI Alessia										
(Reserve; CUCCO Caterina)												
(Reserve; CARERA Federica)												
2	BELARUS	DABRAVOLSKAYA Anastasiya	EX	8.1	7.7	7.3	7.7	7.6	23.0000	78.7000		1.5000
		MIRONCHYK Aliaksandra	IA	8.1	7.8	8.0	8.0	8.0	32.0000			
		VASHKEVICH Monika	DF	8.2	7.6	7.9	8.0	7.8	23.7000			
		ANDREYENKA Alina										
		BERNAT Anastasiya										
		HALAUKOVA Anastasiya										
		YATSENKA Hanna										
		YEFIMOVICH Katsiaryna										
		(Reserve; AURAMIONAK Varvara)										
		(Reserve; THUILIER Lou)										
3	FRANCE	ALAVEZ Laelys	EX	7.9	7.6	7.6	7.9	7.7	23.2000	78.5667		1.6333
		ROBACHE Louise-Lou	IA	7.9	7.5	7.8	7.9	7.9	31.4667			
		TAPIE Prune	DF	8.0	7.8	8.0	8.1	7.9	23.9000			
		BALLE Maysoon										
		CLAIR Jeanne										
		GUILLOT Héloïse										
		LAFONTAN Eva										
		MORGENTHALER Alice										
		THENIE Jeanne										
		VENTURI Manon										
(Reserve; CHAFES Lila)												
(Reserve; THUILIER Lou)												

12.09.21  
16:32  
Page 1/2

Rank	NOC	Name	Judges					Calculation					
				1	2	3	4	5	Score	Free Total	Pen (incl)	Points Behind	
4	CROATIA	BAKOVIC Katarina	EX	6.8	6.8	6.7	7.0	6.7	20.3000	68.7333		11.4667	
		OREHOVEC Klara	IA	7.0	6.9	6.7	7.1	6.9	27.7333				
		CURLA Maša	DF	7.1	6.9	7.0	6.8	6.8	20.7000				
		DAUTOVIC Zara											
		MARETIC Korina											
		RONCEVIC Katja											
		SEGARIC Mia											
		SORIC Leona											
		STANKOVIC Dora											
		SUDAR Tara											
		(Reserve; JELIC Korina)											
		(Reserve; PIRI Mia)											


12.09.21  
16:32  
Page 2/2  


FIGURE DETAILED RESULTS AGE GROUP 13-15

Referee: Olga Brunnikina  
Evaluator: Ivona Kralikova / Annick Delaporte

Panel #1 (figure 1)	Panel #2 (figure 2)	Figures
Judge 1: : MECA Natalia	Judge 1: : KOUZIA Eleni	Figures 1: 423 - Ariana
Judge 2: : CIBULKA Ondrej	Judge 2: : DE LIDO Eliana	Figures 2: 143 - Rio
Judge 3: : GRICAR Iva	Judge 3: : BELOUSOVA Irina	Figures 3: 240a - Albatross Half Twist
Judge 4: : GAMZARDIA Nino	Judge 4: : VALVERDE DE LA CALLE Melania	Figures 4: 403 - Swordtail
Judge 5: : VIZI Judit	Judge 5: : RUBICHEK YOGEV Yael	
Judge 6: : BELOVA Natalia	Judge 6: : NULER Julia	

THIVAIYOU Maria / Ass.ref.

Anastasiya PETRENKO / Ass.ref.

Panel #3 (figure 3)	Panel #4 (figure 4)
Judge 1: : AUBANELL ESPINASA Marina	Judge 1: : MARCHON Nadia
Judge 2: : OZUEKREN KASAPUGLU Begum	Judge 2: : SILETIC Tihana
Judge 3: : ZAKOVA Zuzana	Judge 3: : POCHET Isabelle
Judge 4: : SRIEE HEILAND Anniken	Judge 4: : NAVASELSKAYA Daria
Judge 5: : MOO Erica	Judge 5: : ANTONAROLI Simonetta
Judge 6: : ZWAAN Shirley	Judge 6: : DIMITROVA Yana

BRENNWALD Nina / Ass.ref.

MONTERO Ana / Ass.ref.

Rank	NOC	Name		Judges							Calculation			
				1	2	3	4	5	6	7	Score	Figure Total	Pen (incl)	Points Behind
1	RUSSIA	KUZNETSOVA Aleksandra	Fig.1	8.3	8.0	8.3	7.8	8.4	8.3	18.0950	83.3087			
			Fig.2	8.7	8.8	8.6	8.2	8.5	8.1					26.3500
			Fig.3	8.3	7.9	8.6	8.3	7.9	7.9					17.8200
			Fig.4	8.0	8.4	8.6	8.7	8.3	8.4					19.3775
2	RUSSIA	ANDRIANOVA Anna	Fig.1	8.3	8.0	8.2	8.0	8.2	8.2	17.9300	82.9286		0.3801	
			Fig.2	8.4	8.8	8.7	8.7	8.7	8.4					26.7375
			Fig.3	8.4	8.1	8.7	8.3	8.4	7.8					18.2600
			Fig.4	7.8	7.8	8.4	8.0	7.2	8.3					18.3425
3	RUSSIA	KISELEVA Elizaveta	Fig.1	8.3	8.2	8.3	8.1	8.2	8.4	18.1500	82.6964		0.6123	
			Fig.2	8.5	8.5	8.8	8.3	8.6	8.0					26.2725
			Fig.3	8.2	8.5	7.2	8.3	7.7	8.3					17.8750
			Fig.4	7.9	7.3	8.9	8.6	7.8	8.3					18.7450
4	RUSSIA	NADEDOVA Alena	Fig.1	8.4	8.3	8.1	8.2	8.3	8.3	18.2050	82.6633		0.6454	
			Fig.2	8.6	8.6	8.6	8.8	7.8	8.0					26.1950
			Fig.3	7.7	8.6	7.5	8.4	8.4	8.4					18.0950
			Fig.4	8.1	7.7	8.5	8.4	7.5	8.0					18.5150
5	RUSSIA	KONDRASHEVA Iuliia	Fig.1	8.4	8.0	8.2	7.9	8.3	8.4	18.0950	82.2551		1.0536	
			Fig.2	8.4	8.6	8.8	8.6	8.6	8.5					26.5825
			Fig.3	8.0	8.1	8.0	8.1	8.3	8.2					17.8200
			Fig.4	7.9	7.6	7.8	8.0	8.3	7.8					18.1125
6	RUSSIA	MATVEEVA Anastasiia	Fig.1	7.8	8.1	8.2	8.1	8.2	8.2	17.9300	81.8112		1.4975	
			Fig.2	8.3	8.1	8.4	8.2	8.2	8.0					25.4200
			Fig.3	8.5	8.3	8.4	8.3	8.5	8.1					18.4250
			Fig.4	8.2	8.1	8.0	8.0	7.4	7.9					18.4000
7	RUSSIA	BEZLATNAYA Elizaveta	Fig.1	8.3	7.8	8.0	7.9	8.1	8.3	17.7650	81.1403		2.1684	
			Fig.2	8.3	7.8	8.6	8.7	8.5	8.3					26.1175
			Fig.3	7.5	8.4	8.2	8.4	7.9	8.3					18.0400
			Fig.4	7.8	7.5	8.3	7.8	7.5	7.5					17.5950
8	RUSSIA	PROKOFYEVA Maria	Fig.1	8.1	8.2	7.9	8.6	7.9	8.2	17.8200	80.9260		2.3827	
			Fig.2	8.2	7.5	8.1	7.9	8.5	7.6					24.6450
			Fig.3	8.4	7.9	8.5	7.8	8.3	8.2					18.0400
			Fig.4	8.3	8.6	7.8	8.4	8.0	8.0					18.8025
9	RUSSIA	RUMIANTSEVA Alina	Fig.1	8.3	8.2	8.0	8.0	8.2	8.3	17.9850	80.7041		2.6046	
			Fig.2	8.1	7.8	8.4	8.1	8.5	7.7					25.1100
			Fig.3	7.2	8.1	8.2	8.2	8.1	7.8					17.7100
			Fig.4	7.7	8.4	7.9	8.3	7.7	7.9					18.2850
10	FRANCE	ALAVEZ Laelys	Fig.1	6.9	7.7	7.5	7.1	7.4	7.6	16.2800	80.3138		2.9949	
			Fig.2	8.6	8.5	8.3	8.6	8.4	8.0					26.1950
			Fig.3	8.3	7.7	8.0	7.5	7.9	8.3					17.5450
			Fig.4	8.1	8.3	8.5	8.6	7.6	7.4					18.6875

Rank	NOC	Name		Judges							Calculation			
				1	2	3	4	5	6	7	Score	Figure Total	Pen (incl)	Points Behind
11	RUSSIA	ROZHKOVA Elizaveta	Fig.1	8.1	8.1	8.3	7.8	8.4	8.2	17.9850	80.2781		3.0306	
			Fig.2	8.6	8.1	8.4	8.1	8.4	7.9					
			Fig.3	7.8	7.7	7.2	7.7	7.8	7.5					
			Fig.4	7.8	7.8	8.2	7.9	8.0	8.0					
12	RUSSIA	RYZHOVA Elizaveta	Fig.1	8.0	8.3	8.1	7.6	8.1	8.1	17.7650	79.9898		3.3189	
			Fig.2	8.1	7.7	8.0	7.9	7.9	7.6					
			Fig.3	8.2	8.0	8.5	8.1	8.3	8.1					
			Fig.4	7.6	7.7	8.0	8.0	8.0	8.0					
13	SPAIN	LLUIS VALETTE Lilou	Fig.1	8.5	8.0	7.9	8.5	8.0	7.9	17.8200	79.6403		3.6684	
			Fig.2	7.7	7.5	7.6	8.3	8.1	8.1					
			Fig.3	8.4	8.0	8.3	8.1	8.0	8.1					
			Fig.4	7.9	7.9	7.8	7.9	7.6	7.6					
14	ITALY	POLLINI Lara	Fig.1	7.4	7.9	7.1	7.1	7.7	7.6	16.3900	78.4974		4.8113	
			Fig.2	8.5	8.2	8.0	8.3	7.9	8.2					
			Fig.3	7.8	8.5	8.3	8.2	7.2	7.7					
			Fig.4	7.5	7.7	7.6	7.9	7.7	7.6					
15	BELARUS	BERNAT Anastasiya	Fig.1	8.1	7.6	7.7	7.7	8.0	8.0	17.2700	77.7015		5.6072	
			Fig.2	8.0	8.0	8.0	8.2	8.3	8.4					
			Fig.3	7.8	7.5	7.8	7.4	7.4	7.2					
			Fig.4	7.8	7.3	7.4	7.9	7.3	6.9					
16	ITALY	CUCCO Caterina	Fig.1	7.1	7.7	7.3	7.3	7.7	7.8	16.5000	77.2245		6.0842	
			Fig.2	7.9	8.0	7.7	8.0	8.2	8.0					
			Fig.3	7.9	8.6	7.5	8.2	7.6	7.9					
			Fig.4	7.4	7.3	7.3	7.8	7.4	7.6					
17	BELARUS	DABRAVOLSKAYA Anastasiya	Fig.1	8.0	6.6	8.0	7.9	7.9	8.0	17.4900	77.0893		6.2194	
			Fig.2	8.0	7.5	7.5	7.9	8.1	7.9					
			Fig.3	8.0	7.3	7.0	7.2	7.8	8.0					
			Fig.4	7.1	7.4	7.9	7.9	7.1	7.4					
18	ITALY	BISI Valentina	Fig.1	7.5	7.7	7.8	7.2	7.8	7.6	16.8300	76.9490		6.3597	
			Fig.2	8.2	8.0	8.2	7.5	8.0	7.9					
			Fig.3	7.5	7.9	7.3	7.1	7.4	7.4					
			Fig.4	7.3	7.9	8.0	7.5	7.3	7.6					
19	SPAIN	LAZARO CABALEIRO Aurora	Fig.1	7.5	7.9	7.6	7.9	7.6	7.5	16.8300	76.7832		6.5255	
			Fig.2	8.5	8.0	8.1	8.2	8.6	7.8					
			Fig.3	7.8	6.9	7.2	7.5	7.7	7.8					
			Fig.4	7.3	7.5	6.9	7.3	7.0	6.8					
20	ITALY	GAMBERINI Viola	Fig.1	7.8	7.9	8.0	8.0	7.8	7.8	17.3250	76.6837		6.6250	
			Fig.2	7.9	7.5	7.6	7.9	8.2	7.7					
			Fig.3	7.5	7.1	6.9	7.2	7.0	7.6					
			Fig.4	7.9	7.3	7.7	7.7	8.0	7.8					
21	ITALY	NEGRONI Alessia	Fig.1	7.6	7.8	7.7	7.8	7.9	7.8	17.1050	76.5281		6.7806	
			Fig.2	7.7	8.1	7.7	7.7	7.8	7.5					
			Fig.3	7.6	7.9	7.7	8.0	7.8	8.0					
			Fig.4	6.9	7.2	8.5	7.0	7.3	7.5					
22	SPAIN	FERRE GASET Meritxell	Fig.1	7.2	7.8	8.0	8.1	7.9	7.9	17.3800	76.3214		6.9873	
			Fig.2	7.4	7.1	7.5	7.4	7.0	8.0					
			Fig.3	6.9	7.7	8.1	8.2	8.2	7.6					
			Fig.4	7.3	7.6	7.9	7.2	7.5	7.6					
23	FRANCE	LAFONTAN Eva	Fig.1	7.5	7.8	7.4	7.3	7.8	7.6	16.6650	76.0153		7.2934	
			Fig.2	8.1	8.3	8.0	8.0	8.1	8.5					
			Fig.3	7.1	7.0	7.0	7.0	7.2	7.5					
			Fig.4	7.8	7.4	7.8	7.1	7.2	7.3					
24	SPAIN	CALLE GARCIA Rocio	Fig.1	7.3	7.3	6.9	7.1	6.9	7.1	15.6200	75.7423		7.5664	
			Fig.2	7.3	7.6	7.1	7.7	6.5	7.7					
			Fig.3	8.1	8.3	7.5	8.3	7.9	8.0					
			Fig.4	7.3	8.1	7.9	7.6	7.5	8.0					
25	SPAIN	BAKER Natalie	Fig.1	7.6	7.6	7.4	7.5	7.5	7.6	16.6100	75.2526		8.0561	
			Fig.2	8.2	8.7	8.0	8.2	8.4	7.8					
			Fig.3	7.4	7.0	6.5	7.0	7.1	7.5					
			Fig.4	6.4	7.0	7.6	6.4	7.2	7.3					

Rank	NOC	Name		Judges							Calculation			
				1	2	3	4	5	6	7	Score	Figure Total	Pen (incl)	Points Behind
26	ITALY	MARCHETTI Ginevra	Fig.1	6.6	7.3	7.0	6.5	7.2	7.4	15.4550	75.2219		8.0868	
			Fig.2	8.0	8.0	7.9	8.5	8.5	8.3	25.4200				
			Fig.3	7.2	8.0	7.4	7.4	7.4	7.3	16.2250				
			Fig.4	7.1	6.8	7.4	7.0	7.5	7.4	16.6175				
27	ITALY	CARERA Federica	Fig.1	7.6	7.7	7.5	7.4	7.5	7.5	16.5550	75.1684		8.1403	
			Fig.2	7.8	7.9	7.6	7.6	7.7	8.0	24.0250				
			Fig.3	7.9	8.0	7.9	7.7	7.8	7.0	17.2150				
			Fig.4	6.8	6.7	7.7	6.6	7.1	7.0	15.8700				
28	FRANCE	TAPIE Prune	Fig.1	6.9	7.9	7.6	7.0	7.7	7.3	16.2800	75.1633		8.1454	
			Fig.2	7.4	7.1	7.4	7.9	7.6	7.1	22.8625				
			Fig.3	7.7	8.0	7.7	8.1	7.6	8.1	17.3250				
			Fig.4	7.1	7.6	7.7	7.7	7.5	6.9	17.1925				
29	SPAIN	FONT CODINA Marta	Fig.1	7.2	7.4	7.3	7.0	7.1	7.4	15.9500	75.1122		8.1965	
			Fig.2	7.7	7.6	7.4	8.2	7.9	7.8	24.0250				
			Fig.3	7.8	7.4	7.3	7.5	7.2	7.8	16.5000				
			Fig.4	7.7	7.6	7.1	7.5	7.2	7.5	17.1350				
30	FRANCE	ROBACHE Louise-Lou	Fig.1	6.9	7.6	6.9	6.9	6.9	7.7	15.5650	74.8750		8.4337	
			Fig.2	8.0	7.9	7.8	7.9	7.4	7.4	24.0250				
			Fig.3	8.2	7.6	7.2	7.3	7.7	8.2	16.9400				
			Fig.4	8.1	7.8	7.0	7.5	7.0	6.9	16.8475				
31	FRANCE	BALLE Maysoon	Fig.1	6.7	7.2	7.2	6.8	6.8	7.0	15.2900	74.6582		8.6505	
			Fig.2	7.9	7.8	7.9	7.8	7.5	7.9	24.3350				
			Fig.3	7.2	8.0	7.2	7.5	7.3	7.2	16.0600				
			Fig.4	7.7	7.9	7.6	7.6	7.0	7.5	17.4800				
32	NETHERLANDS	UMMELS Chantal	Fig.1	7.4	7.3	7.4	6.9	7.2	7.6	16.1150	74.5357		8.7730	
			Fig.2	7.3	7.1	7.7	7.8	8.0	7.2	23.2500				
			Fig.3	7.6	7.7	7.6	7.5	7.6	7.7	16.7750				
			Fig.4	7.7	7.3	6.9	8.0	7.2	7.2	16.9050				
33	ITALY	RIZEA Sarah Maria	Fig.1	7.0	7.2	6.6	7.2	7.0	7.5	15.6200	74.5332		8.7755	
			Fig.2	8.0	7.9	7.9	8.3	8.3	7.9	24.8775				
			Fig.3	7.6	7.4	7.2	7.7	7.3	7.6	16.4450				
			Fig.4	7.0	7.3	6.6	6.6	7.1	7.4	16.1000				
34	ITALY	CHIEREGATO Giada	Fig.1	6.3	6.5	6.4	6.3	6.6	6.3	14.0250	74.4617		8.8470	
			Fig.2	8.0	8.5	8.1	8.6	8.2	7.9	25.4200				
			Fig.3	7.4	8.4	8.3	7.3	8.3	8.0	17.6000				
			Fig.4	6.8	7.0	6.3	7.2	6.9	7.0	15.9275				
35	ITALY	PERI Vittoria	Fig.1	6.4	7.0	7.0	7.2	7.1	7.2	15.5650	73.9235		9.3852	
			Fig.2	8.0	8.3	8.0	8.0	7.5	8.3	25.0325				
			Fig.3	7.2	7.8	7.6	7.7	6.9	7.7	16.6100				
			Fig.4	6.6	6.6	6.4	6.5	7.3	6.8	15.2375				
36	NETHERLANDS	SCHALLENBERG Mare	Fig.1	7.9	7.7	7.6	7.6	7.7	7.7	16.8850	73.8954		9.4133	
			Fig.2	7.2	7.0	6.7	7.2	6.6	6.6	21.3125				
			Fig.3	7.3	7.4	7.6	7.4	7.3	7.5	16.2800				
			Fig.4	7.9	8.0	7.7	7.7	7.9	7.7	17.9400				
37	SPAIN	BAUZA SALAS Maria Del Mar	Fig.1	7.6	7.7	7.9	7.6	7.5	7.7	16.8300	73.7679		9.5408	
			Fig.2	7.8	7.2	6.9	7.1	6.8	6.4	21.7000				
			Fig.3	7.3	7.2	7.4	7.6	7.1	7.8	16.2250				
			Fig.4	7.6	7.7	7.4	7.8	7.6	7.6	17.5375				
38	FRANCE	CHAFES Lila	Fig.1	7.3	6.7	6.5	6.8	6.6	7.0	14.9050	73.7474		9.5613	
			Fig.2	8.1	7.8	7.7	8.3	8.0	7.9	24.6450				
			Fig.3	7.6	7.5	7.4	7.2	7.4	7.4	16.3350				
			Fig.4	7.3	7.0	7.3	7.0	6.4	7.2	16.3875				
39	FRANCE	THUILLIER Lou	Fig.1	6.8	7.2	6.9	6.8	6.6	6.6	14.9050	73.7423		9.5664	
			Fig.2	7.8	6.9	7.9	7.6	7.1	7.5	23.2500				
			Fig.3	8.0	8.2	7.5	7.9	7.2	8.3	17.3800				
			Fig.4	7.3	7.0	7.3	7.7	6.6	7.5	16.7325				
40	FRANCE	GUILLOT Héloïse	Fig.1	6.4	6.9	6.7	6.9	7.0	7.0	15.1250	73.7041		9.6046	
			Fig.2	8.3	7.3	8.0	8.2	7.6	7.1	24.1025				
			Fig.3	6.7	7.6	7.6	7.4	7.4	7.6	16.5000				
			Fig.4	6.8	7.0	7.4	7.3	7.0	7.5	16.5025				

Rank	NOC	Name		Judges							Calculation			
				1	2	3	4	5	6	7	Score	Figure Total	Pen (incl)	Points Behind
41	GEORGIA	ALAVIDZE Maria	Fig.1	7.1	7.5	7.7	6.9	7.8	7.1	16.1700	73.6939		9.6148	
			Fig.2	7.9	8.1	7.9	8.2	8.1	8.1					24.9550
			Fig.3	7.3	6.7	7.3	6.3	7.0	7.1					15.4550
			Fig.4	7.0	7.1	6.5	7.1	6.6	6.5					15.6400
42	FRANCE	CLAIR Jeanne	Fig.1	7.6	7.6	7.8	7.7	7.8	7.7	16.9400	73.5816		9.7271	
			Fig.2	6.9	7.3	7.6	7.0	7.0	7.4					22.2425
			Fig.3	7.6	7.9	7.6	7.9	7.5	7.6					16.8850
			Fig.4	6.9	7.5	7.6	6.5	6.8	6.7					16.0425
43	FRANCE	VENTURI Manon	Fig.1	6.9	7.0	7.4	7.0	7.2	7.4	15.7300	73.4209		9.8878	
			Fig.2	7.5	7.5	7.7	7.5	7.5	7.5					23.2500
			Fig.3	7.4	7.8	6.9	7.4	7.0	7.1					15.8950
			Fig.4	7.3	7.6	7.2	7.4	7.6	7.4					17.0775
44	SPAIN	GOMEZ ALVAREZ Chiara Lee	Fig.1	7.7	7.9	7.4	7.3	7.8	7.6	16.7750	73.2117		10.0970	
			Fig.2	6.7	6.4	6.8	6.3	6.7	6.8					20.6150
			Fig.3	7.5	7.9	8.1	7.9	7.3	7.7					17.0500
			Fig.4	7.5	7.5	7.6	7.6	7.2	7.5					17.3075
45	ITALY	GITTO Greta	Fig.1	6.4	7.5	7.5	6.6	7.5	7.5	16.0050	73.1403		10.1684	
			Fig.2	8.0	7.8	7.8	8.4	7.6	7.4					24.1800
			Fig.3	7.3	7.7	6.8	7.0	6.7	7.2					15.5650
			Fig.4	7.1	7.0	7.3	7.0	6.5	6.6					15.9275
46	ITALY	VERNICE Flaminia	Fig.1	6.6	6.8	6.6	7.0	6.7	6.7	14.7400	72.9923		10.3164	
			Fig.2	7.8	8.2	7.7	7.8	8.2	7.5					24.4125
			Fig.3	7.7	7.3	7.0	7.2	7.4	7.7					16.2800
			Fig.4	6.9	7.1	7.0	6.5	7.0	7.2					16.1000
47	BELARUS	MIRONCHYK Aliaksandra	Fig.1	7.2	7.5	7.5	7.3	7.7	7.5	16.3900	72.9005		10.4082	
			Fig.2	8.0	7.1	7.2	7.4	6.9	7.5					22.6300
			Fig.3	6.8	6.5	7.8	6.9	6.9	7.3					15.3450
			Fig.4	7.3	7.3	7.5	7.6	6.9	7.6					17.0775
48	SLOVAKIA	KRAJCOVICOVA Lea Anna	Fig.1	6.9	6.9	6.9	6.7	6.9	7.0	15.1800	72.6888		10.6199	
			Fig.2	7.4	7.4	7.7	7.4	6.9	7.4					22.9400
			Fig.3	7.5	7.1	7.6	7.5	7.5	7.6					16.5550
			Fig.4	7.2	7.4	6.7	7.4	7.4	6.8					16.5600
49	SPAIN	AMENGUAL SERRA Natalia	Fig.1	6.9	7.1	7.6	7.6	7.1	7.1	15.8950	72.6633		10.6454	
			Fig.2	7.5	6.9	7.2	7.2	6.9	6.9					21.8550
			Fig.3	7.6	7.6	7.2	7.3	7.6	7.8					16.5550
			Fig.4	7.7	7.3	7.2	7.8	7.2	7.2					16.9050
50	SLOVAKIA	STRAPEKOVA Zofia	Fig.1	7.4	7.4	7.3	7.4	7.4	7.4	16.2800	72.4745		10.8342	
			Fig.2	7.4	7.6	7.4	7.8	7.4	7.1					23.0950
			Fig.3	7.0	7.3	7.4	7.2	7.3	7.1					15.8950
			Fig.4	6.9	7.2	7.0	6.8	6.6	6.7					15.7550
51	SPAIN	CONESA PRIETO Ariadna	Fig.1	7.7	7.3	7.2	7.5	7.2	7.7	16.3350	72.0689		11.2398	
			Fig.2	7.2	7.2	7.2	7.4	7.1	7.1					22.2425
			Fig.3	7.4	7.3	7.1	6.9	7.2	7.6					15.9500
			Fig.4	6.8	7.2	7.0	6.7	7.0	7.2					16.1000
52	BELARUS	YATSENKA Hanna	Fig.1	7.8	7.6	7.7	7.2	7.6	7.4	16.6650	72.0383		11.2704	
			Fig.2	7.9	7.5	7.2	7.6	6.8	7.1					22.7850
			Fig.3	7.2	7.0	6.9	7.2	7.0	7.1					15.5650
			Fig.4	7.2	6.9	6.8	6.8	6.5	6.6					15.5825
53	SWITZERLAND	CUENI Anna	Fig.1	6.5	7.5	6.7	6.4	6.7	7.2	14.9050	71.8980		11.4107	
			Fig.2	7.4	7.3	7.9	7.4	6.3	6.8					22.3975
			Fig.3	7.6	8.2	7.0	7.5	8.1	7.5					16.8850
			Fig.4	7.2	7.4	7.3	6.7	6.9	6.9					16.2725
54	FRANCE	VALLICIONI Lucas	Fig.1	7.6	7.0	7.2	7.1	7.2	7.1	15.7300	71.8827		11.4260	
			Fig.2	7.8	7.4	7.8	7.4	6.8	7.8					23.5600
			Fig.3	7.5	6.9	7.1	6.8	7.0	7.0					15.4000
			Fig.4	7.3	6.4	7.3	6.4	6.7	7.0					15.7550
55	TURKEY	YIRMIBES Esmanur	Fig.1	7.7	7.6	7.2	7.5	7.5	7.3	16.4450	71.7577		11.5510	
			Fig.2	7.4	7.7	7.2	7.0	6.9	7.9					22.7075
			Fig.3	7.2	7.1	6.9	6.7	6.7	6.7					15.0700
			Fig.4	7.0	6.9	7.2	7.1	6.7	7.0					16.1000

Rank	NOC	Name		Judges							Calculation			
				1	2	3	4	5	6	7	Score	Figure Total	Pen (incl)	Points Behind
56	SLOVAKIA	DIKY Nicol	Fig.1	6.9	7.2	7.1	6.6	6.9	7.1	15.4000	71.6173		11.6914	
			Fig.2	7.0	7.6	7.8	7.5	7.2	7.2					22.8625
			Fig.3	7.3	7.4	7.6	7.2	7.3	7.5					16.2250
			Fig.4	6.9	7.1	6.3	6.5	6.9	7.0					15.6975
57	FRANCE	THENIE Jeanne	Fig.1	7.0	6.8	6.7	7.3	6.7	7.2	15.2350	71.5434		11.7653	
			Fig.2	7.4	7.0	7.1	7.0	6.9	8.0					22.0875
			Fig.3	7.5	7.4	7.0	7.2	7.3	7.4					16.1150
			Fig.4	7.0	7.2	7.6	6.9	7.4	7.4					16.6750
58	SPAIN	SALAVERRIA BENITO Ane	Fig.1	7.1	7.3	7.2	7.1	7.4	7.4	15.9500	71.5204		11.7883	
			Fig.2	6.9	6.9	6.7	6.8	6.3	6.7					21.0025
			Fig.3	7.0	7.7	7.3	7.6	7.3	6.9					16.0600
			Fig.4	6.8	7.5	7.6	7.4	7.3	7.5					17.0775
59	TURKEY	ÜNGÖR Ece	Fig.1	7.3	6.7	6.5	6.5	6.4	6.7	14.5200	71.1658		12.1429	
			Fig.2	7.9	7.6	6.7	7.7	8.1	6.9					23.3275
			Fig.3	7.2	7.3	7.1	7.0	6.9	7.0					15.5650
			Fig.4	6.6	7.5	7.1	7.0	7.0	7.3					16.3300
60	SWITZERLAND	HOENER Zara Ixchel	Fig.1	5.6	6.7	6.7	6.1	6.7	6.5	14.3000	71.1633		12.1454	
			Fig.2	7.5	7.4	7.6	7.4	8.2	6.5					23.1725
			Fig.3	7.3	7.5	7.3	7.6	7.4	7.2					16.2250
			Fig.4	7.0	7.4	7.1	6.8	6.3	7.0					16.0425
61	BELARUS	HALAUKOVA Anastasiya	Fig.1	7.1	6.7	6.6	7.2	7.0	6.9	15.2350	71.0434		12.2653	
			Fig.2	7.9	7.8	7.7	7.8	7.9	7.4					24.1800
			Fig.3	6.8	6.7	5.9	6.6	6.7	7.0					14.7400
			Fig.4	6.3	6.8	7.0	6.8	6.4	6.9					15.4675
62	SPAIN	SARMIENTO FIGUEREDO Marina	Fig.1	7.7	7.8	7.7	8.0	7.8	7.6	17.0500	71.0332		12.2755	
			Fig.2	7.2	6.0	7.1	5.9	6.2	7.0					20.3825
			Fig.3	6.6	7.1	6.8	7.3	7.2	7.7					15.6200
			Fig.4	7.1	7.3	7.1	7.6	7.0	7.3					16.5600
63	RUSSIA	SIMONOVA Evelina	Fig.1	7.9	8.4	8.3	8.1	8.2	8.3	18.0950	70.8214		12.4873	
			Fig.2	5.0	4.7	5.5	5.8	5.1	5.1					16.0425
			Fig.3	7.8	7.7	7.9	7.5	8.0	8.4					17.2700
			Fig.4	7.5	8.0	7.6	7.9	7.8	8.0					17.9975
64	FRANCE	MORGENTHALER Alice	Fig.1	7.6	7.6	7.5	7.0	7.5	7.4	16.5000	70.6276		12.6811	
			Fig.2	6.5	7.0	7.0	7.0	6.5	6.1					20.9250
			Fig.3	7.0	6.6	7.3	5.9	7.4	7.0					15.3450
			Fig.4	7.2	7.2	7.2	7.3	6.5	7.0					16.4450
65	SWITZERLAND	HALBEISEN Melody	Fig.1	6.6	7.6	6.7	7.0	7.1	7.4	15.5100	70.4031		12.9056	
			Fig.2	7.3	7.0	7.3	7.9	6.4	7.0					22.1650
			Fig.3	7.2	6.7	7.4	6.5	7.0	7.4					15.5650
			Fig.4	6.9	6.7	6.9	6.9	7.1	6.6					15.7550
66	SWITZERLAND	MICHEL Aimée	Fig.1	7.4	6.8	6.7	7.0	7.1	7.4	15.5650	70.3214		12.9873	
			Fig.2	7.0	6.9	7.4	7.6	6.2	6.9					21.8550
			Fig.3	7.6	6.9	6.6	6.7	7.4	7.2					15.5100
			Fig.4	6.6	6.9	7.3	6.7	6.9	7.3					15.9850
67	SWITZERLAND	DAZZI Nastya	Fig.1	6.7	6.8	6.5	7.0	6.5	6.7	14.6850	70.2755		13.0332	
			Fig.2	7.2	7.3	7.0	7.4	7.3	7.4					22.6300
			Fig.3	7.1	7.1	6.9	7.0	6.9	7.4					15.4550
			Fig.4	7.2	7.5	6.9	7.0	6.9	6.5					16.1000
68	BULGARIA	VALEVA Maria	Fig.1	6.7	6.7	7.0	6.7	6.8	6.7	14.7950	69.8087		13.5000	
			Fig.2	7.7	7.4	7.6	8.0	7.9	7.7					23.9475
			Fig.3	6.6	6.9	7.3	6.9	7.1	6.7					15.1800
			Fig.4	6.2	6.1	6.4	6.4	6.2	6.4					14.4900
69	ISRAEL	KUNIN Catherine	Fig.1	7.3	6.3	7.1	6.4	7.0	6.9	15.0700	69.6531		13.6556	
			Fig.2	7.3	7.1	7.6	7.3	7.9	7.6					23.0950
			Fig.3	6.9	6.5	6.8	6.4	6.5	6.9					14.6850
			Fig.4	6.5	6.9	6.6	6.7	7.1	6.6					15.4100
70	BELARUS	VASHKEVICH Monika	Fig.1	6.7	6.8	6.8	6.5	6.4	6.8	14.7400	69.6327		13.6760	
			Fig.2	7.1	7.4	7.1	7.0	6.6	7.5					22.1650
			Fig.3	7.1	6.9	6.5	6.8	6.9	7.2					15.2350
			Fig.4	6.4	6.8	7.1	7.1	7.0	7.2					16.1000

Rank	NOC	Name		Judges							Calculation			
				1	2	3	4	5	6	7	Score	Figure Total	Pen (incl)	Points Behind
71	GEORGIA	GVASALIA Ana	Fig.1	6.7	7.0	7.1	7.0	6.6	6.7	15.0700	69.6046		13.7041	
			Fig.2	7.0	7.2	7.1	6.9	7.0	7.0	21.7775				
			Fig.3	7.5	7.6	6.8	6.7	7.1	7.4	15.8400				
			Fig.4	7.0	6.5	6.6	6.9	6.9	6.6	15.5250				
72	TURKEY	ARALP Derin	Fig.1	7.6	7.6	7.3	7.1	7.3	7.6	16.3900	69.5969		13.7118	
			Fig.2	7.5	7.4	7.4	7.2	7.7	7.2	22.8625				
			Fig.3	6.9	6.6	6.5	6.4	6.3	7.3	14.5200				
			Fig.4	7.0	6.1	6.4	5.9	6.3	6.3	14.4325				
73	HUNGARY	SZALKAY Zsófia	Fig.1	6.6	7.3	7.2	6.8	7.3	7.4	15.7300	69.5918		13.7169	
			Fig.2	6.0	6.6	6.4	6.6	6.7	6.8	20.3825				
			Fig.3	7.1	7.8	7.2	7.5	7.3	7.8	16.3900				
			Fig.4	7.2	7.3	6.2	6.9	6.7	6.5	15.6975				
74	BELARUS	YEFIMOVICH Katsiaryna	Fig.1	6.7	6.7	6.7	6.5	6.6	7.2	14.6850	69.3954		13.9133	
			Fig.2	7.2	7.0	7.4	7.0	7.6	7.1	22.2425				
			Fig.3	7.2	6.8	7.7	6.8	7.4	7.3	15.7850				
			Fig.4	6.7	7.6	6.7	6.7	6.5	6.3	15.2950				
75	SWITZERLAND	AESCHBACHER Anna Sophia	Fig.1	6.4	6.9	6.4	6.4	6.5	6.8	14.3550	69.3673		13.9414	
			Fig.2	7.4	7.2	7.2	7.0	7.3	6.7	22.2425				
			Fig.3	7.0	7.4	6.6	7.3	6.6	7.2	15.4550				
			Fig.4	7.1	7.4	6.9	6.9	6.8	6.6	15.9275				
76	SWITZERLAND	SCHENK Lilou	Fig.1	6.0	6.6	6.5	6.4	6.5	6.6	14.3000	69.0587		14.2500	
			Fig.2	7.2	7.1	7.3	7.2	7.4	7.2	22.3975				
			Fig.3	7.1	7.1	6.7	7.1	7.0	6.9	15.4550				
			Fig.4	7.5	6.9	7.0	6.6	6.3	6.5	15.5250				
77	HUNGARY	BARBÓCZ Blanka	Fig.1	6.4	6.3	6.5	6.0	6.5	6.2	13.9700	68.7755		14.5332	
			Fig.2	7.1	7.3	6.7	7.2	6.4	6.6	21.3900				
			Fig.3	7.7	7.7	7.0	7.4	7.3	6.9	16.1700				
			Fig.4	7.1	6.9	7.4	6.5	6.8	6.8	15.8700				
78	SLOVAKIA	ZEMANOVA Lisa	Fig.1	6.5	6.9	6.8	6.6	6.8	7.0	14.9050	68.6837		14.6250	
			Fig.2	6.9	7.3	7.4	7.2	7.1	7.2	22.3200				
			Fig.3	7.0	6.7	7.0	6.6	6.7	6.7	14.9050				
			Fig.4	6.5	6.7	6.7	6.1	6.6	6.6	15.1800				
79	ITALY	BERTINI Gilda	Fig.1	6.4	7.0	6.8	6.6	7.2	6.6	14.8500	68.5714		14.7373	
			Fig.2	7.4	7.0	6.9	5.8	5.4	6.8	20.5375				
			Fig.3	7.3	7.5	7.3	7.2	7.4	7.3	16.1150				
			Fig.4	6.5	6.3	7.0	7.0	6.8	7.0	15.6975				
80	CROATIA	JELIC Korina	Fig.1	7.2	6.8	6.9	6.8	6.7	6.8	15.0150	67.9311		15.3776	
			Fig.2	7.0	7.0	6.2	7.4	7.6	7.4	22.3200				
			Fig.3	6.2	7.1	6.8	6.6	6.3	6.8	14.5750				
			Fig.4	5.8	5.5	6.8	6.9	7.3	6.0	14.6625				
81	BELARUS	AURAMIONAK Varvara	Fig.1	6.7	6.8	6.5	6.8	6.7	7.0	14.8500	67.6888		15.6199	
			Fig.2	7.1	6.9	7.5	6.8	6.4	7.0	21.5450				
			Fig.3	7.1	6.3	6.1	6.4	6.2	7.2	14.3000				
			Fig.4	7.0	6.8	7.0	6.9	6.4	6.5	15.6400				
82	SWITZERLAND	CHULUUNBAATAR Maral	Fig.1	6.0	7.2	7.1	6.7	7.2	6.6	15.1800	67.6607		15.6480	
			Fig.2	6.9	7.9	6.3	6.0	6.5	6.1	19.9950				
			Fig.3	6.9	6.7	6.8	6.2	6.3	6.8	14.6300				
			Fig.4	7.1	7.2	7.1	7.2	7.3	7.2	16.5025				
83	GREAT BRITAIN	HALASI Lily	Fig.1	7.7	7.0	6.8	7.6	6.4	7.3	15.7850	67.3469		15.9618	
			Fig.2	6.4	5.8	6.1	6.2	6.3	6.4	19.3750				
			Fig.3	7.2	6.3	6.4	6.5	7.0	6.9	14.7400				
			Fig.4	7.3	7.7	7.0	6.9	6.7	6.8	16.1000				
84	GREAT BRITAIN	SMITH-FERNANDEZ Elena	Fig.1	5.6	6.8	6.7	6.1	6.6	6.3	14.1350	67.2857		16.0230	
			Fig.2	7.0	6.3	6.0	6.6	6.6	7.0	20.5375				
			Fig.3	7.1	7.1	7.4	7.0	6.9	6.7	15.4550				
			Fig.4	7.2	6.9	6.8	7.0	6.8	6.7	15.8125				
85	CROATIA	OREHOVEC Klara	Fig.1	6.6	6.9	6.6	6.8	6.5	6.5	14.5750	67.1990		16.1097	
			Fig.2	7.5	7.3	6.5	7.0	7.9	6.9	22.2425				
			Fig.3	6.4	6.3	6.5	6.2	6.2	6.4	13.9150				
			Fig.4	6.7	6.7	6.3	6.6	6.7	6.3	15.1225				



Rank	NOC	Name		Judges							Calculation			
				1	2	3	4	5	6	7	Score	Figure Total	Pen (incl)	Points Behind
86	SWITZERLAND	SELMANI Arjona	Fig.1	5.9	6.5	6.7	6.9	6.2	7.0	14.4650	66.9694		16.3393	
			Fig.2	6.7	6.7	7.3	6.1	6.3	6.4	20.2275				
			Fig.3	7.0	6.8	6.6	6.7	7.0	7.3	15.1250				
			Fig.4	6.8	7.2	6.6	6.8	7.0	6.9	15.8125				
87	TURKEY	CENKCI Loya	Fig.1	6.0	6.4	6.4	5.7	6.5	6.5	13.9150	66.8138		16.4949	
			Fig.2	7.6	7.5	7.2	6.7	6.7	7.2	22.1650				
			Fig.3	7.5	6.7	6.7	6.7	6.8	6.8	14.8500				
			Fig.4	6.1	6.3	6.2	6.7	6.5	6.3	14.5475				
88	GREAT BRITAIN	BLINKHORN Florence	Fig.1	7.0	7.4	7.0	7.2	7.1	7.1	15.6200	66.7602		16.5485	
			Fig.2	6.9	6.7	6.4	6.7	6.4	6.6	20.4600				
			Fig.3	5.9	5.9	6.7	5.9	6.4	6.3	13.4750				
			Fig.4	6.9	7.0	6.5	6.6	7.6	7.1	15.8700				
89	TURKEY	TELCI Selin	Fig.1	6.1	6.3	6.2	6.0	6.2	6.2	13.5850	66.7092		16.5995	
			Fig.2	7.2	7.9	7.2	7.5	7.6	7.4	23.0175				
			Fig.3	6.6	6.7	6.9	6.5	6.5	7.4	14.6850				
			Fig.4	6.1	6.1	6.4	6.1	6.1	6.2	14.0875				
90	CZECH REPUBLIC	SMETANOVÁ Tereza	Fig.1	7.0	6.8	6.8	6.9	6.6	6.7	14.9600	66.7066		16.6021	
			Fig.2	6.9	6.1	6.7	6.1	6.2	6.0	19.4525				
			Fig.3	7.0	6.5	6.5	6.5	7.0	6.6	14.6300				
			Fig.4	7.2	7.4	7.1	6.9	6.6	7.2	16.3300				
91	ISRAEL	RUBICHEK Neta	Fig.1	6.8	6.7	6.4	6.7	6.3	6.6	14.5200	66.5918		16.7169	
			Fig.2	6.7	6.8	6.8	6.8	7.0	6.9	21.1575				
			Fig.3	6.4	6.9	6.4	6.7	6.6	6.8	14.5750				
			Fig.4	6.8	7.0	6.6	6.2	6.2	6.5	15.0075				
92	CZECH REPUBLIC	KOCH Anna Marie	Fig.1	6.7	6.8	6.8	6.6	6.9	6.5	14.7950	66.5536		16.7551	
			Fig.2	6.6	6.5	6.7	6.5	6.7	6.4	20.3825				
			Fig.3	7.4	6.1	6.7	6.6	6.6	6.5	14.5200				
			Fig.4	6.9	6.8	6.6	6.5	6.9	6.7	15.5250				
93	TURKEY	YILDIZ Bade	Fig.1	6.6	6.5	6.4	6.3	6.2	6.5	14.1350	66.5204		16.7883	
			Fig.2	6.4	6.2	6.8	6.9	6.0	6.3	19.9175				
			Fig.3	7.1	7.3	7.1	6.8	7.2	7.3	15.7850				
			Fig.4	6.6	6.5	6.7	6.7	7.2	6.7	15.3525				
94	GREAT BRITAIN	YOUNG Eve	Fig.1	6.4	6.5	6.2	6.6	6.3	6.7	14.1900	66.4643		16.8444	
			Fig.2	7.0	6.1	7.2	6.9	6.7	6.5	21.0025				
			Fig.3	7.1	6.4	5.9	6.2	6.5	6.8	14.2450				
			Fig.4	7.0	6.6	6.7	7.0	7.1	6.5	15.6975				
95	MALTA	MONTFORT Zea	Fig.1	7.0	7.3	7.1	6.9	6.8	6.8	15.2900	66.4209		16.8878	
			Fig.2	6.7	6.2	6.9	6.5	6.5	6.4	20.2275				
			Fig.3	6.9	6.8	6.8	6.4	6.3	6.8	14.7400				
			Fig.4	6.3	6.6	6.5	6.4	6.3	6.6	14.8350				
96	BELARUS	ANDREYENKA Alina	Fig.1	6.4	6.1	6.3	6.0	6.3	6.5	13.8050	66.3010		17.0077	
			Fig.2	6.5	6.9	6.6	6.8	7.0	6.3	20.7700				
			Fig.3	6.7	6.7	7.5	6.6	7.8	7.4	15.5650				
			Fig.4	6.8	6.4	6.3	6.6	6.5	6.3	14.8350				
97	AUSTRIA	SCHRÖTTER Alexandra	Fig.1	6.4	6.6	6.9	6.1	6.8	6.6	14.5200	66.2755		17.0332	
			Fig.2	6.5	6.7	6.3	6.3	6.6	6.7	20.2275				
			Fig.3	6.7	6.8	6.8	6.6	6.8	6.7	14.8500				
			Fig.4	6.7	6.7	6.5	6.6	7.1	6.7	15.3525				
98	CROATIA	BAKOVIC Katarina	Fig.1	7.1	6.5	6.4	6.6	6.7	6.9	14.6850	66.2398		17.0689	
			Fig.2	6.6	6.8	5.5	6.4	6.1	6.5	19.8400				
			Fig.3	6.8	6.6	6.0	6.3	6.7	7.0	14.5200				
			Fig.4	6.8	7.4	7.3	6.4	6.8	6.7	15.8700				
99	MALTA	RUGGIER Emily	Fig.1	7.1	7.0	6.9	6.8	6.4	6.5	14.9600	66.1862		17.1225	
			Fig.2	6.7	6.8	5.9	6.9	7.1	7.0	21.2350				
			Fig.3	7.3	6.5	6.6	6.5	6.7	6.5	14.4650				
			Fig.4	6.5	6.5	6.3	5.8	5.9	6.0	14.2025				
100	SLOVAKIA	BERNATHOVA Michaela	Fig.1	6.7	7.2	6.7	6.6	7.1	7.0	15.1250	65.8903		17.4184	
			Fig.2	6.5	6.0	5.7	6.3	6.4	6.3	19.3750				
			Fig.3	6.9	6.8	6.9	6.9	7.3	6.9	15.1800				
			Fig.4	6.3	5.9	6.4	6.5	6.8	6.7	14.8925				

Rank	NOC	Name		Judges							Calculation			
				1	2	3	4	5	6	7	Score	Figure Total	Pen (incl)	Points Behind
101	CROATIA	PIRI Mia	Fig.1	7.0	6.8	7.4	7.2	7.0	6.8	15.4000	65.7628		17.5459	
			Fig.2	5.8	5.9	5.8	5.8	5.7	6.0	18.0575				
			Fig.3	7.5	7.0	6.5	6.8	6.4	7.4	15.2350				
			Fig.4	7.0	6.8	7.0	6.8	6.6	6.8	15.7550				
102	SLOVAKIA	LUKACOVA Nina	Fig.1	6.6	6.5	6.7	5.8	6.3	6.4	14.1900	65.7143		17.5944	
			Fig.2	6.7	6.6	6.0	6.7	6.4	6.2	20.0725				
			Fig.3	6.8	7.1	6.7	6.7	6.3	7.3	15.0150				
			Fig.4	7.1	6.6	6.6	6.5	6.5	6.6	15.1225				
103	BULGARIA	DIMITROVA Ilina	Fig.1	7.7	7.4	7.3	7.4	7.4	6.8	16.2250	65.6352		17.6735	
			Fig.2	6.8	6.8	6.6	6.0	6.7	5.8	20.2275				
			Fig.3	6.4	6.8	6.1	6.5	6.5	6.6	14.3000				
			Fig.4	6.2	6.1	5.7	5.6	5.5	6.3	13.5700				
104	HUNGARY	SCHMIDT Fiorella	Fig.1	6.8	6.5	6.6	6.3	6.8	6.4	14.4650	65.6250		17.6837	
			Fig.2	6.9	7.0	6.4	6.7	6.6	6.4	20.6150				
			Fig.3	6.2	6.4	6.8	6.6	7.3	6.9	14.6850				
			Fig.4	6.5	6.2	6.2	6.2	6.4	6.5	14.5475				
105	HUNGARY	CSARNAI Mirtill	Fig.1	6.5	6.6	6.6	6.6	6.6	6.7	14.5200	65.4668		17.8419	
			Fig.2	6.4	6.6	6.4	6.2	6.0	6.5	19.7625				
			Fig.3	6.8	6.3	7.1	6.1	6.9	6.3	14.4650				
			Fig.4	6.7	7.3	6.7	6.6	6.7	6.7	15.4100				
106	SLOVAKIA	BLSTAKOVA Zuzana	Fig.1	6.8	6.7	6.3	6.6	6.5	6.6	14.5200	65.4668		17.8419	
			Fig.2	6.4	6.3	7.0	6.6	6.4	6.0	19.9175				
			Fig.3	6.4	6.4	6.5	6.3	6.3	6.8	14.0800				
			Fig.4	6.9	7.1	6.7	6.7	6.7	6.9	15.6400				
107	HUNGARY	KISTELEKI Borbála	Fig.1	6.2	6.2	6.2	6.3	6.3	6.5	13.7500	65.3342		17.9745	
			Fig.2	6.9	6.8	6.3	6.4	6.2	5.9	19.9175				
			Fig.3	7.1	6.5	7.1	7.5	6.9	6.3	15.1800				
			Fig.4	6.5	6.6	6.7	6.1	7.1	6.6	15.1800				
108	TURKEY	KANBEROGLU Duru	Fig.1	6.4	6.8	6.4	6.5	6.9	6.6	14.4650	65.2628		18.0459	
			Fig.2	7.0	6.9	5.8	5.8	5.5	6.9	19.6850				
			Fig.3	7.0	6.6	6.4	6.4	6.7	7.4	14.6850				
			Fig.4	6.7	6.9	6.5	6.6	6.5	6.5	15.1225				
109	TURKEY	SALEPCIOGLU Ayda	Fig.1	6.3	6.5	6.4	6.4	6.5	6.7	14.1900	65.2423		18.0664	
			Fig.2	6.7	6.7	6.9	6.5	6.5	6.6	20.5375				
			Fig.3	6.8	6.4	6.0	5.9	7.0	6.1	13.9150				
			Fig.4	6.5	6.8	6.6	6.5	6.8	6.7	15.2950				
110	CROATIA	SORIC Leona	Fig.1	6.4	6.5	6.4	6.4	6.4	6.5	14.1350	65.2372		18.0715	
			Fig.2	6.7	6.1	6.8	6.8	7.0	6.3	20.6150				
			Fig.3	6.7	6.5	6.3	6.5	6.7	6.8	14.5200				
			Fig.4	6.6	6.5	6.4	6.6	5.8	6.0	14.6625				
111	TURKEY	DEMIRKAYA Rüya	Fig.1	6.1	6.4	6.2	6.0	6.2	6.1	13.5300	65.1556		18.1531	
			Fig.2	7.0	6.1	7.2	6.0	6.2	6.6	20.0725				
			Fig.3	6.7	7.0	7.0	6.8	6.9	6.2	15.0700				
			Fig.4	6.5	6.8	6.4	6.6	6.8	6.5	15.1800				
112	SLOVAKIA	ASVANYIOVA Veronika	Fig.1	6.7	6.6	6.6	6.6	6.6	6.7	14.5750	65.0612		18.2475	
			Fig.2	6.1	6.5	6.5	5.6	6.3	6.3	19.5300				
			Fig.3	6.8	6.1	6.6	6.1	6.6	6.6	14.2450				
			Fig.4	7.2	7.2	6.3	6.4	6.9	6.2	15.4100				
113	SLOVAKIA	WATERLOOS Laura	Fig.1	6.1	6.2	6.4	6.4	5.9	6.2	13.6950	64.8699		18.4388	
			Fig.2	7.3	7.1	6.4	6.9	7.9	7.0	21.9325				
			Fig.3	6.3	6.4	7.1	6.3	6.3	5.9	13.9150				
			Fig.4	6.4	6.2	5.7	6.0	6.7	5.8	14.0300				
114	SWITZERLAND	MOVTCHAN Christina	Fig.1	5.7	6.4	6.4	6.1	6.8	6.6	14.0250	64.5153		18.7934	
			Fig.2	6.4	5.7	6.3	6.5	6.0	5.6	18.9100				
			Fig.3	7.2	6.9	7.1	6.4	7.2	6.9	15.4550				
			Fig.4	6.4	7.3	6.4	6.5	6.5	6.2	14.8350				
115	SLOVAKIA	MARKUSOVA Hana	Fig.1	6.5	6.7	6.8	6.6	6.7	6.5	14.5750	64.5102		18.7985	
			Fig.2	6.2	6.1	5.7	6.9	6.6	6.4	19.6075				
			Fig.3	6.2	6.2	6.6	6.0	6.6	6.3	13.9150				
			Fig.4	6.7	6.9	6.7	6.2	6.4	6.5	15.1225				

Rank	NOC	Name		Judges							Calculation			
				1	2	3	4	5	6	7	Score	Figure Total	Pen (incl)	Points Behind
116	MALTA	TOMIC FELICE Nicole	Fig.1	5.6	6.7	5.7	5.9	5.9	6.3	13.0900	64.3673		18.9414	
			Fig.2	6.8	6.8	6.6	6.8	6.8	6.5					20.9250
			Fig.3	7.0	6.5	6.6	6.4	6.4	7.1					14.5750
			Fig.4	6.5	6.4	6.0	6.4	6.4	6.0					14.4900
117	CZECH REPUBLIC	JANDOVÁ Matylda	Fig.1	6.8	6.6	6.0	6.1	6.4	6.7	14.1900	64.3036		19.0051	
			Fig.2	6.3	6.4	5.6	6.0	6.3	5.9					18.9875
			Fig.3	6.3	6.4	6.3	6.2	6.5	6.4					13.9700
			Fig.4	7.0	6.9	6.9	6.9	6.9	6.4					15.8700
118	CROATIA	SUDAR Tara	Fig.1	6.1	6.5	6.2	6.3	6.5	6.7	14.0250	64.2423		19.0664	
			Fig.2	6.8	5.8	6.8	6.1	6.0	6.1					19.3750
			Fig.3	7.0	7.2	6.3	7.1	6.5	6.9					15.1250
			Fig.4	7.0	6.4	6.2	6.3	6.2	6.2					14.4325
119	CZECH REPUBLIC	JURKOVÁ Malvína	Fig.1	5.5	6.8	6.0	6.6	6.4	6.1	13.8050	64.1709		19.1378	
			Fig.2	6.6	6.7	6.4	6.4	6.0	5.8					19.6850
			Fig.3	7.1	6.4	5.7	6.6	7.6	6.9					14.8500
			Fig.4	6.1	5.7	6.4	6.5	6.3	6.7					14.5475
120	HUNGARY	FEHÉR Gréta	Fig.1	7.4	6.9	6.9	7.5	7.1	7.0	15.6200	64.1582		19.1505	
			Fig.2	7.0	6.0	5.2	5.3	5.3	6.0					17.5150
			Fig.3	7.1	6.9	6.2	6.7	6.8	6.7					14.9050
			Fig.4	7.1	6.2	6.4	6.5	6.5	6.4					14.8350
121	CROATIA	MARETIC Korina	Fig.1	6.7	6.0	6.0	6.4	6.3	6.1	13.6400	63.9796		19.3291	
			Fig.2	7.1	6.6	5.7	7.2	6.6	6.6					20.8475
			Fig.3	6.9	6.7	6.5	6.4	6.1	6.5					14.3550
			Fig.4	6.0	6.1	5.8	6.0	6.1	6.0					13.8575
122	NORWAY	SENDING Mathea Jensen	Fig.1	7.1	6.5	6.3	6.2	6.7	6.7	14.4100	63.8954		19.4133	
			Fig.2	5.5	6.2	6.1	5.8	6.0	6.2					18.6775
			Fig.3	6.6	6.7	6.2	6.7	6.7	6.3					14.4650
			Fig.4	6.6	7.1	6.7	6.5	6.4	6.4					15.0650
123	CZECH REPUBLIC	SAUEROVÁ Eliška	Fig.1	6.3	6.5	6.3	6.4	6.3	6.5	14.0250	63.8724		19.4363	
			Fig.2	6.5	6.7	6.5	6.3	6.4	5.8					19.9175
			Fig.3	7.0	6.4	6.9	6.4	7.1	6.6					14.7950
			Fig.4	6.4	6.3	5.8	6.0	6.0	5.6					13.8575
124	CROATIA	DAUTOVIC Zara	Fig.1	6.2	6.3	6.5	6.2	6.6	6.6	14.0800	63.8597		19.4490	
			Fig.2	6.3	6.2	7.0	6.2	6.0	6.3					19.3750
			Fig.3	6.0	6.8	6.0	6.7	7.0	6.8					14.4650
			Fig.4	6.2	6.7	6.2	6.8	6.4	5.0					14.6625
125	SLOVAKIA	PALENCAROVA Paulina	Fig.1	7.0	6.7	7.4	6.7	6.7	6.8	14.9600	63.8393		19.4694	
			Fig.2	6.3	6.3	6.3	6.0	6.3	6.2					19.4525
			Fig.3	6.4	6.0	6.9	6.4	6.8	6.7					14.4650
			Fig.4	5.5	6.0	6.1	5.9	6.1	5.8					13.6850
126	HUNGARY	GUBALA Lili	Fig.1	6.5	6.4	6.4	5.9	6.5	6.5	14.1900	63.7296		19.5791	
			Fig.2	6.9	6.4	6.4	6.0	6.2	6.1					19.4525
			Fig.3	7.0	6.3	5.9	6.1	6.0	6.7					13.8050
			Fig.4	6.6	6.8	6.5	6.4	6.5	6.5					15.0075
127	HUNGARY	HATALA Tekla	Fig.1	6.3	6.2	5.9	6.1	6.3	6.4	13.6950	63.7015		19.6072	
			Fig.2	6.7	6.9	6.8	6.7	5.3	6.8					20.9250
			Fig.3	6.5	7.3	6.6	6.0	7.0	6.1					14.4100
			Fig.4	5.9	5.8	5.9	5.7	6.4	5.5					13.3975
128	ITALY	ANDREANELLI Giulio	Fig.1	6.1	6.2	6.3	5.7	6.1	6.4	13.5850	63.6607		19.6480	
			Fig.2	6.1	6.3	5.8	5.9	5.5	5.5					18.0575
			Fig.3	7.0	6.9	7.1	6.5	7.5	7.3					15.5650
			Fig.4	6.4	6.8	6.6	6.4	7.2	6.6					15.1800
129	GREAT BRITAIN	TOWNSEND Magdalena	Fig.1	6.4	6.3	6.2	6.0	6.4	6.2	13.8050	63.3980		19.9107	
			Fig.2	6.3	6.4	6.2	6.3	7.0	6.0					19.5300
			Fig.3	6.5	6.3	6.4	6.4	6.5	6.6					14.1900
			Fig.4	6.9	6.0	6.3	6.5	6.3	6.3					14.6050
130	SWITZERLAND	CHENAUX Malya	Fig.1	6.6	6.4	6.8	6.6	6.5	6.8	14.5750	63.1250		20.1837	
			Fig.2	5.4	5.3	5.8	5.3	5.5	5.0					16.6625
			Fig.3	6.2	6.8	6.1	6.7	6.7	6.6					14.4100
			Fig.4	6.9	7.2	7.4	6.7	6.6	7.5					16.2150

Rank	NOC	Name		Judges							Calculation			
				1	2	3	4	5	6	7	Score	Figure Total	Pen (incl)	Points Behind
131	CROATIA	RONCEVIC Katja	Fig.1	6.3	6.6	6.6	6.5	6.6	6.3	14.3000	62.9949		20.3138	
			Fig.2	6.6	6.7	6.2	6.8	6.2	6.1					
			Fig.3	7.0	6.4	6.4	6.5	6.2	7.0					
			Fig.4	5.9	5.2	6.3	5.8	5.7	5.3					
132	TURKEY	KOSOVA Aknur	Fig.1	7.4	6.9	6.8	6.7	6.7	6.8	14.9600	62.7755		20.5332	
			Fig.2	6.3	6.1	5.8	5.8	6.0	5.9					
			Fig.3	6.9	6.3	6.1	6.1	6.2	6.8					
			Fig.4	6.5	6.0	5.9	5.9	6.3	6.4					
133	HUNGARY	GAZSÓ Anna	Fig.1	6.3	6.3	6.5	6.1	6.5	6.2	13.9150	62.5102		20.7985	
			Fig.2	6.7	5.9	5.6	6.1	6.3	5.7					
			Fig.3	7.0	6.9	6.1	6.2	6.1	6.3					
			Fig.4	6.3	6.5	6.5	6.3	6.6	6.3					
134	TURKEY	ÇANKAYA Elifsu	Fig.1	8.2	8.0	7.9	8.1	8.0	6.7	17.6000	62.0459		21.2628	
			Fig.2	5.0	5.0	4.5	4.8	4.2	4.9					
			Fig.3	7.0	6.3	6.8	6.4	6.5	6.5					
			Fig.4	6.1	5.7	6.0	6.0	6.1	6.3					
135	SLOVENIA	PESRL Karin	Fig.1	6.3	6.7	6.2	6.4	6.2	6.4	13.9150	61.8699		21.4388	
			Fig.2	5.9	5.9	6.1	6.1	5.7	5.8					
			Fig.3	6.3	6.4	5.8	6.5	6.0	6.5					
			Fig.4	6.7	6.0	6.3	6.7	6.2	5.8					
136	HUNGARY	BÖRCSÖK Kármén	Fig.1	6.2	6.3	6.1	5.9	6.3	6.1	13.5850	61.6837		21.6250	
			Fig.2	6.1	6.0	5.9	5.9	5.7	6.4					
			Fig.3	6.4	6.3	6.5	6.4	6.4	6.3					
			Fig.4	5.9	6.4	6.2	6.0	6.5	6.3					
137	HUNGARY	SZONDI Léna	Fig.1	5.9	6.5	6.4	6.0	6.6	6.5	13.9700	61.2628		22.0459	
			Fig.2	5.7	5.1	5.5	5.7	5.4	5.6					
			Fig.3	6.4	6.0	6.0	6.1	7.0	6.9					
			Fig.4	6.1	6.6	6.4	6.3	6.6	6.6					
138	CZECH REPUBLIC	EHRENBERGEROVÁ Nella	Fig.1	6.3	6.7	6.5	6.4	6.1	6.3	14.0250	61.2168		22.0919	
			Fig.2	6.0	5.5	5.8	5.7	5.6	5.6					
			Fig.3	7.1	6.4	6.3	6.6	6.6	6.9					
			Fig.4	5.6	6.2	6.3	5.5	6.0	6.2					
139	CROATIA	SEGARIC Mia	Fig.1	7.4	6.6	6.9	6.5	6.7	6.9	14.9050	60.9005		22.4082	
			Fig.2	5.2	5.7	5.1	5.6	5.3	5.2					
			Fig.3	6.9	6.9	6.3	6.2	6.2	6.7					
			Fig.4	6.1	6.5	5.8	6.1	6.0	6.0					
140	GEORGIA	KIPIANI Ani	Fig.1	5.7	6.3	5.8	5.7	5.6	5.5	12.5400	60.4286		22.8801	
			Fig.2	6.0	5.9	5.8	6.3	5.8	5.9					
			Fig.3	6.4	6.7	6.3	6.1	6.5	6.9					
			Fig.4	5.5	6.0	6.4	6.2	6.0	6.5					
141	AUSTRIA	REITER Linda	Fig.1	7.8	6.5	6.8	6.5	6.8	6.6	14.6850	60.3929		22.9158	
			Fig.2	5.6	5.4	5.9	5.6	6.1	5.5					
			Fig.3	6.8	6.0	5.7	6.0	5.9	6.7					
			Fig.4	5.9	6.0	5.7	5.8	6.2	5.6					
142	HUNGARY	VU Minh	Fig.1	6.6	6.4	6.3	6.3	6.4	6.5	14.0800	59.8673		23.4414	
			Fig.2	5.4	4.8	5.0	5.2	5.2	5.2					
			Fig.3	6.9	6.4	6.2	6.5	6.2	6.6					
			Fig.4	6.4	6.5	6.1	6.2	6.4	6.2					
143	SLOVAKIA	SRDOSOVA Soná	Fig.1	6.9	6.7	6.1	6.4	6.4	6.4	14.2450	59.2143		24.0944	
			Fig.2	5.8	5.8	5.3	5.9	5.7	5.5					
			Fig.3	5.9	5.5	5.5	5.6	6.0	5.6					
			Fig.4	6.4	5.8	6.0	6.1	5.9	5.5					
144	CROATIA	STANKOVIC Dora	Fig.1	6.1	6.6	6.1	6.3	6.3	6.4	13.8050	59.1429		24.1658	
			Fig.2	5.4	6.0	5.0	5.8	5.8	5.3					
			Fig.3	6.0	6.5	5.7	6.5	6.1	5.9					
			Fig.4	6.0	5.6	6.0	5.7	6.2	5.5					
145	CZECH REPUBLIC	HANUŠOVÁ Amélie	Fig.1	6.5	5.8	5.5	6.1	5.6	5.7	12.7600	58.5918		24.7169	
			Fig.2	5.8	5.8	6.0	5.9	5.9	6.3					
			Fig.3	6.6	5.8	5.6	5.3	6.3	6.2					
			Fig.4	6.6	5.9	5.9	5.5	5.7	5.4					

Rank	NOC	Name		Judges							Calculation			
				1	2	3	4	5	6	7	Score	Figure Total	Pen (incl)	Points Behind
146	GREAT BRITAIN	SEWELL Maxwell	Fig.1	6.0	5.9	5.8	6.4	6.2	5.7	13.1450	58.4694		24.8393	
			Fig.2	6.0	5.8	6.2	5.8	5.3	5.3					17.7475
			Fig.3	6.0	6.1	6.3	6.1	6.2	6.4					13.5850
			Fig.4	5.8	5.2	5.2	5.7	6.5	5.6					12.8225
147	AUSTRIA	SCHIEMER Christina	Fig.1	6.1	6.3	6.6	6.1	6.1	6.1	13.5300	57.8852		25.4235	
			Fig.2	4.0	4.7	5.1	5.0	4.7	4.5					14.6475
			Fig.3	6.3	6.5	7.0	6.5	7.5	6.4					14.5200
			Fig.4	5.3	6.5	6.2	6.0	6.2	6.0					14.0300
148	CROATIA	CURLA Maša	Fig.1	6.7	6.4	6.7	6.6	6.3	6.7	14.5200	57.6811		25.6276	
			Fig.2	5.8	5.0	5.6	5.3	5.3	5.0					16.4300
			Fig.3	6.3	5.9	5.7	5.7	6.1	5.6					12.8700
			Fig.4	5.7	5.6	5.7	5.4	5.4	5.4					12.7075
149	CZECH REPUBLIC	JAROCHOVÁ Agáta	Fig.1	6.3	6.3	6.5	5.5	6.6	6.3	13.9700	57.4694		25.8393	
			Fig.2	5.1	4.9	4.4	5.3	5.0	4.6					15.1900
			Fig.3	6.4	6.0	5.3	6.0	6.1	6.4					13.4750
			Fig.4	6.1	5.5	6.0	6.0	6.0	5.8					13.6850
150	ESTONIA	KUSNARENKO Eva-Maria	Fig.1	7.1	6.8	6.3	6.5	7.0	6.4	14.6850	57.1352		26.1735	
			Fig.2	4.7	5.4	5.2	5.8	5.6	5.7					16.9725
			Fig.3	6.0	5.1	5.3	5.4	5.8	6.2					12.3750
			Fig.4	5.2	5.3	5.3	5.1	5.2	5.0					11.9600
151	AUSTRIA	PLOTT Anna	Fig.1	6.9	5.9	5.8	6.1	5.8	6.2	13.2000	57.0102		26.2985	
			Fig.2	5.2	5.2	5.1	5.5	5.4	5.2					16.2750
			Fig.3	5.8	5.4	5.6	5.6	5.9	5.9					12.5950
			Fig.4	6.0	5.6	6.0	6.0	6.2	6.0					13.8000
152	AUSTRIA	SCHIMA Anna	Fig.1	5.4	5.8	5.6	5.9	5.8	6.0	12.7050	56.8342		26.4745	
			Fig.2	6.8	5.0	5.0	6.1	5.6	5.3					17.0500
			Fig.3	6.0	6.4	6.2	5.9	6.4	6.3					13.6950
			Fig.4	5.6	5.0	5.5	5.4	5.0	5.4					12.2475
153	CZECH REPUBLIC	TERENTJEVOVÁ Ivana	Fig.1	6.4	6.5	6.5	6.4	6.5	6.5	14.2450	56.3852		26.9235	
			Fig.2	4.9	4.8	5.1	5.1	5.4	5.8					15.8875
			Fig.3	6.8	5.4	5.4	5.8	5.9	6.0					12.7050
			Fig.4	5.5	5.3	5.8	5.3	5.2	5.5					12.4200
154	AUSTRIA	MAHMUDOVA Farangiz	Fig.1	5.4	5.6	5.4	5.1	5.4	5.1	11.7150	56.3393		26.9694	
			Fig.2	5.0	5.9	5.3	5.8	5.7	5.4					17.2050
			Fig.3	6.3	6.1	6.3	6.2	6.1	6.0					13.5850
			Fig.4	5.5	5.4	5.6	5.0	5.8	5.6					12.7075
155	AUSTRIA	BUCHBERGER Linett	Fig.1	5.4	5.8	5.7	5.6	5.7	5.9	12.5400	56.0306		27.2781	
			Fig.2	5.3	5.0	5.3	5.2	5.1	5.0					15.9650
			Fig.3	6.5	6.4	6.3	5.9	6.2	5.8					13.6400
			Fig.4	5.3	5.4	5.8	5.5	5.8	5.5					12.7650
156	AUSTRIA	KEMINGER Enya	Fig.1	6.2	5.8	6.1	6.5	6.1	6.0	13.4200	54.5510		28.7577	
			Fig.2	4.8	4.9	4.5	4.9	5.3	5.1					15.2675
			Fig.3	5.3	5.1	4.5	4.9	5.8	5.8					11.6050
			Fig.4	5.7	5.9	5.6	5.3	5.9	5.7					13.1675
157	AUSTRIA	SCHWANTNER Lina	Fig.1	5.7	5.5	5.5	5.4	5.7	6.0	12.3200	54.2296		29.0791	
			Fig.2	5.6	5.0	4.9	5.7	5.4	5.1					16.3525
			Fig.3	5.9	5.2	5.1	5.4	5.6	5.4					11.8800
			Fig.4	5.1	5.4	5.6	5.6	5.3	5.6					12.5925
158	AUSTRIA	PLAIMER Lilly	Fig.1	5.9	5.6	5.6	5.8	5.7	5.4	12.4850	52.6352		30.6735	
			Fig.2	5.3	5.1	5.4	4.8	5.7	4.9					16.0425
			Fig.3	5.8	5.0	4.9	5.2	5.3	5.3					11.4400
			Fig.4	5.0	5.2	6.1	5.0	5.0	5.0					11.6150
159	AUSTRIA	KOULAS Irene	Fig.1	5.0	5.2	5.3	5.3	5.3	5.1	11.4950	48.3393		34.9694	
			Fig.2	4.2	4.4	4.6	4.7	4.5	4.7					14.1050
			Fig.3	4.9	4.8	4.2	4.9	4.9	4.6					10.5600
			Fig.4	4.9	4.8	5.1	4.8	4.9	4.9					11.2125

Rank	NOC	Name		Judges							Calculation			
				1	2	3	4	5	6	7	Score	Figure Total	Pen (incl)	Points Behind
160	TURKEY	RODOPLU Derin	Fig.1	6.2	6.3	6.1	6.1	6.1	6.3	13.5850	43.5765		39.7322	
			Fig.2	0.0	0.0	0.0	0.0	0.0	0.0	0.0000				
			Fig.3	6.5	6.8	6.7	6.6	6.4	6.8	14.6300				
			Fig.4	6.3	6.3	6.3	6.0	6.4	6.3	14.4900				
161	BULGARIA	MALEVA Magdalena	Fig.1	5.7	6.3	5.9	5.9	5.9	6.1	13.0900	40.2857		43.0230	
			Fig.2	0.0	0.0	0.0	0.0	0.0	0.0	0.0000				
			Fig.3	5.6	6.3	5.4	5.7	6.0	5.8	12.7050				
			Fig.4	5.8	6.3	5.9	6.1	5.8	6.0	13.6850				